

## Trader dream Setup

1. unpack the zipped folder Trader Dream Complete Backpack for Groups
2. select all 4 EAs
3. on terminal, click File then Open data folder.
4. click MQL5 then Experts
5. right click then copy all EA TD1 TD2 TD3 TD4 into the following folder

E4E338DB63E2D505548240 ► MQL5 ► Experts ►

6. go back to unzipped folder and copy folder Trader Dream Official Profiles into the following folder

L9E4E338DB63E2D505548240 ► MQL5 ► Profiles ► Charts ►

nuova cartella

7. come back to the zipped folder and enter into folder

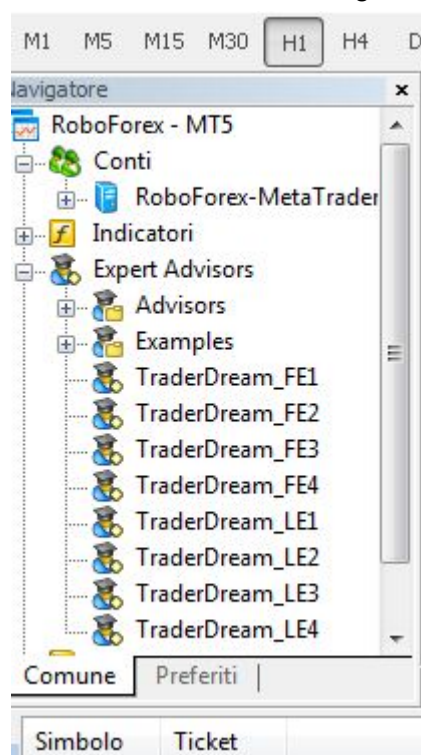
TD Complete Backpack for groups - ► Settings for real trading ► TD MT5 ► TD2 Ok

8. copy all files into the folder

C6019E4E338DB63E2D505548240 ► MQL5 ► Presets

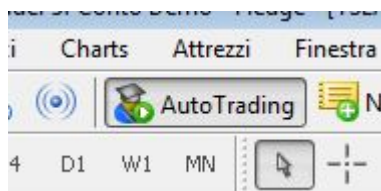
ella

9. close MT5 terminal and re-open
10. click view then navigator, and be sure EA are on your correct folder, as follow



if not right click in expert advisor area and click refresh

11. click File, then profiles and click on Trader Dream Official profiles. All about 53 charts will start.
12. click the autotrading button as follows.

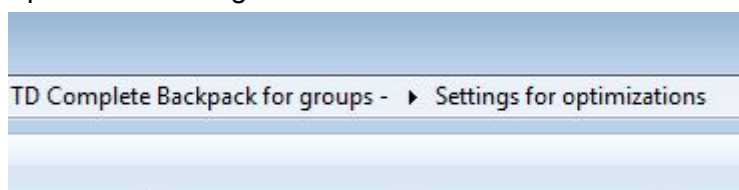


13. if correct, on the upper right corner you will see a picture like the following.

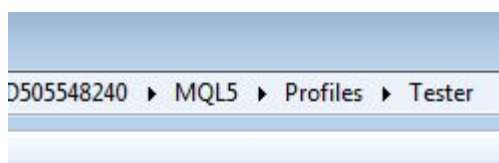


14. if YOU WANT TO OPTIMIZE EA.

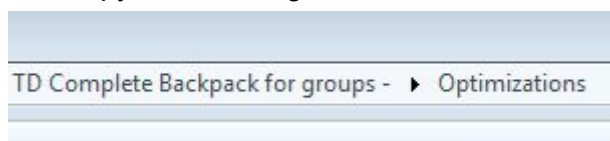
Open the following folder content



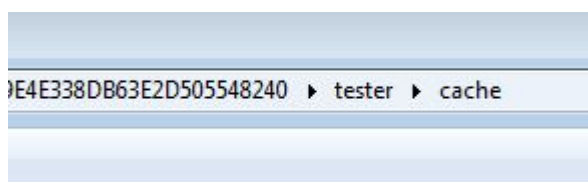
into the folder below



then copy the following folder content



into the folder



Now you can start to optimize and or backtest